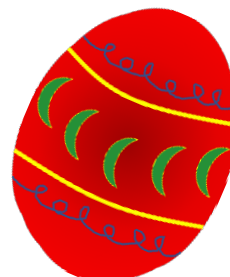




Woodland Walk

Easter Trail Answer Sheet

Follow the trail around the woodland and discover some of the springtime wildlife in the local area ! Finding the missing letter on each picture will spell out an Easter message. The answer will be found at the end of the trail, by Frog Bridge Play Area.

Please use this page to write down the missing letters. Turn over the page for a description of the trail route.



Letter 1	
Letter 2	
Letter 3	
Letter 4	
Letter 5	
Letter 6	
Letter 7	
Letter 8	
Letter 9	
Letter 10	
Letter 11	
Letter 12	
Letter 13	



www.tmbc.gov.uk

Map of Easter Trail

Description of the trail route

- The route follows a linear path, with a mixture of even pathways and uneven woodland trails. Both types of pathway are on flat terrain.
- Look out for the wildlife signs and write down the missing letter on each picture.
- Start the trail at the Higham Lane entrance to Woodland Walk.
- Continue along the pathway, past the play area and across Romney Way and into the woodland.
- Follow the pathway through the woodland and around the outskirts of Hugh Christie School.
- Follow the pathway, where it emerges at Frog Bridge Sportsground, with the stream on your left.
- The trail finishes at the play area in Frog Bridge Sportsground, with the answers found attached to the play area, near the final trail marker.

